

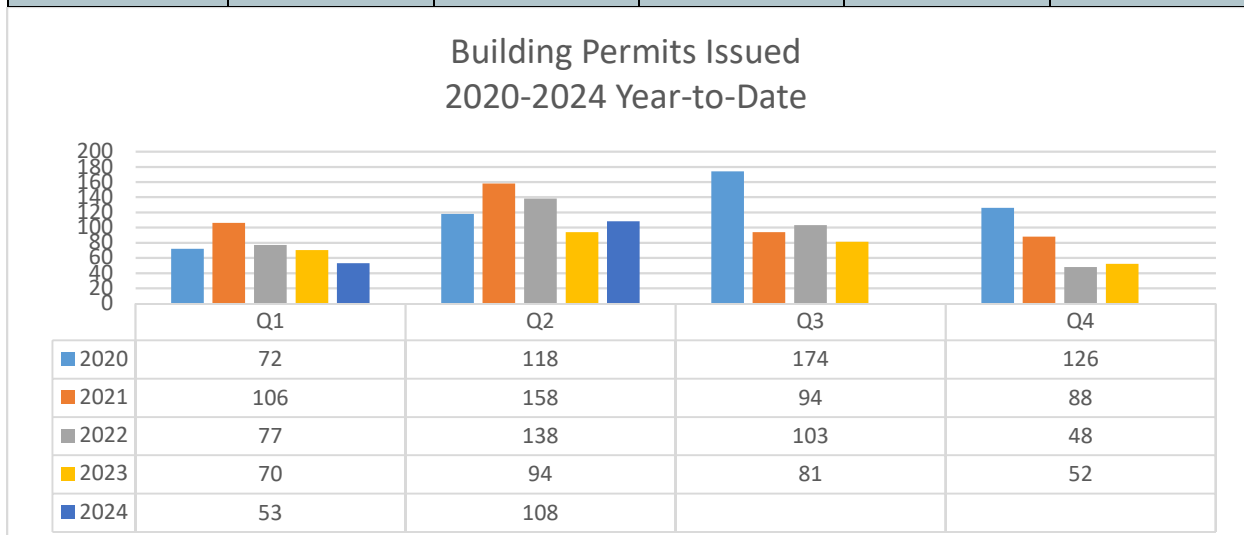
KEY NOTES

- Increase in number of building permits issued in Q2 of 2024 in comparison to Q2 of 2023
- Significant construction value for Q2 of 2024 in the amount of \$26.5M
- Majority of construction value attributed to residential development - \$22.7M in Q2 of 2024
- Significant increase in dwelling units created – 73 units created in Q2 of 2024, the most since Q4 of 2020
- Majority of dwelling units are being created in Strathroy at this point in time due to shovel ready developments
- Most dwelling units created are attributed to higher density developments such as townhouses and stacked townhouses, and away from single detached dwellings

BUILDING PERMIT ACTIVITY

NUMBER OF BUILDING PERMITS ISSUED

Quarter	Year				
	2020	2021	2022	2023	2024
Q1	72	106	77	70	53
Q2	118	158	138	94	108
Q3	174	94	103	81	
Q4	126	88	48	52	
Grand Total	490	446	366	297	161

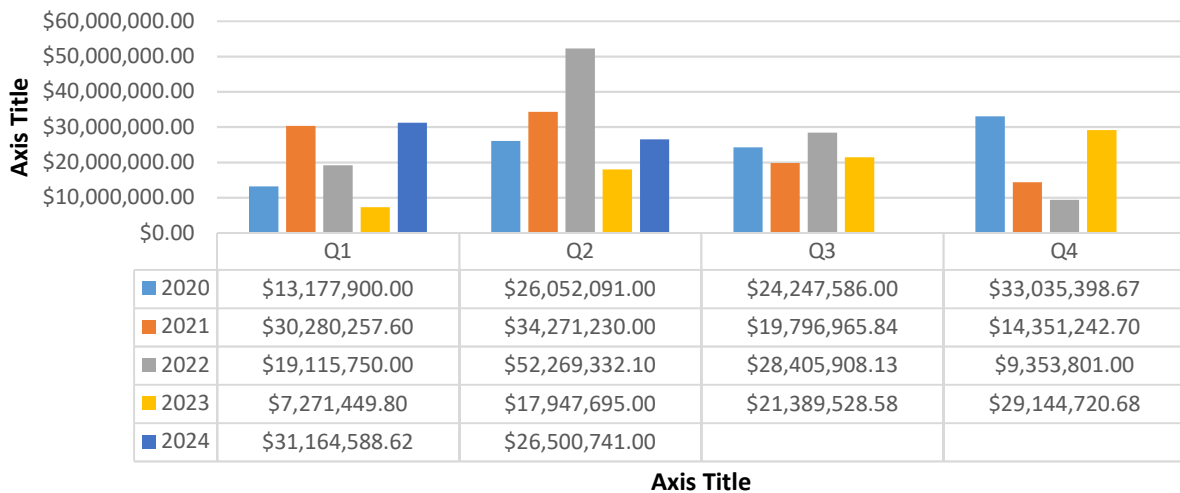


CONSTRUCTION VALUES

CONSTRUCTION VALUE OF PERMITS ISSUED

Quarter	Year				
	2020	2021	2022	2023	2024
Q1	\$13,177,900	\$30,280,258	\$19,115,750	\$7,271,450	\$31,164,589
Q2	\$26,052,091	\$34,271,230	\$52,269,332	\$17,947,695	\$26,500,741
Q3	\$24,247,586	\$19,796,966	\$28,405,908	\$21,389,529	
Q4	\$33,035,399	\$14,351,243	\$9,353,801	\$29,144,721	
Grand Total	\$96,512,976	\$98,699,696	\$109,144,791	\$75,753,394	\$57,665,330

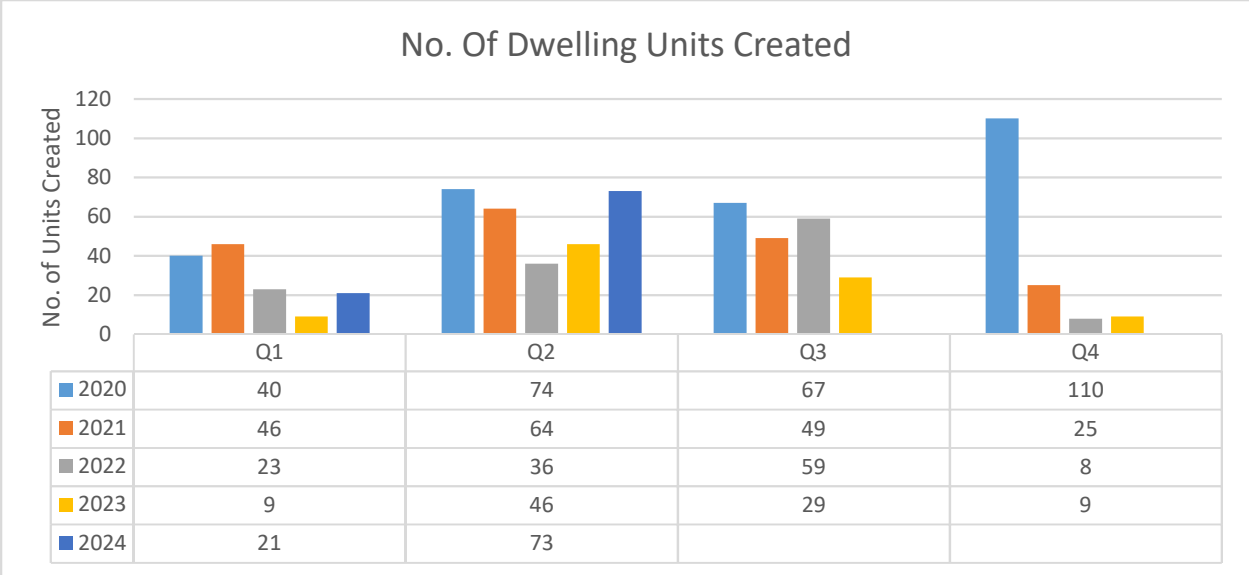
Construction Value of Permits Issued



NEW DWELLING UNITS CREATED

NEW DWELLING UNITS CREATED BY QUARTER/YEAR

Quarter	Year				
	2020	2021	2022	2023	2024
Q1	40	46	23	9	21
Q2	74	64	36	46	73
Q3	67	49	59	29	
Q4	110	25	8	9	
Grand Total	291	184	126	93	94



DWELLING TYPE CATEGORIES

Type	Description
Single Detached Dwelling	New purpose built house with one dwelling unit
Two Dwelling Unit Residential	New purpose built two dwelling unit (semi-detached or duplex)
Townhouse	New conventional row housing
Multi-Unit Residential (3+ Units)	New purpose built residential building with 3+ dwelling units, including stacked townhouses
Additional Residential Unit	Additional residential units created in an existing house or accessory building
Other New Residential Dwelling	Creation of one or more residential apartment units in an existing building or creation of two or fewer residential units in a new mixed use building (typically commercial/residential buildings).
Season Farm Worker Dwelling/Bunkhouse	Construction of a new seasonal farm worker dwelling

Multi-Unit Residential (Units Created)

Quarter	Year				
	2020	2021	2022	2023	2024
Q1	0	0	0	0	0
Q2	0	0	0	0	24
Q3	8	0	37	0	
Q4	0	0	0	0	
Grand Total	8	0	37	0	24

Two Dwelling Unit (Units Created)

Quarter	Year				
	2020	2021	2022	2023	2024
Q1	0	2	0	2	4
Q2	2	0	0	4	2
Q3	2	0	0	0	
Q4	2	0	2	0	
Grand Total	6	2	2	6	6

Single Detached Dwelling (Units Created)

Quarter	Year				
	2020	2021	2022	2023	2024
Q1	40	43	22	5	4
Q2	50	64	36	12	12
Q3	57	30	19	14	
Q4	71	23	5	2	
Grand Total	218	160	82	33	16

Additional Dwelling Unit (Units Created)

Quarter	Year				
	2020	2021	2022	2023	2024
Q1	0	1	1	2	2
Q2	1	0	0	6	6
Q3	0	1	2	5	
Q4	0	2	1	7	
Grand Total	1	4	4	20	8

Townhouse (Units Created)

Quarter	Year				
	2020	2021	2022	2023	2024
Q1	0	0	0	0	10
Q2	21	0	0	24	24
Q3	0	18	0	10	
Q4	31	0	0	0	
Grand Total	52	18	0	34	34

Other New Residential Dwelling (Units Created)

Quarter	Year				
	2020	2021	2022	2023	2024
Q1	0	0	0	0	1
Q2	0	0	0	0	3
Q3	0	0	1	0	
Q4	6	0	0	0	
Grand Total	6	0	1	0	4

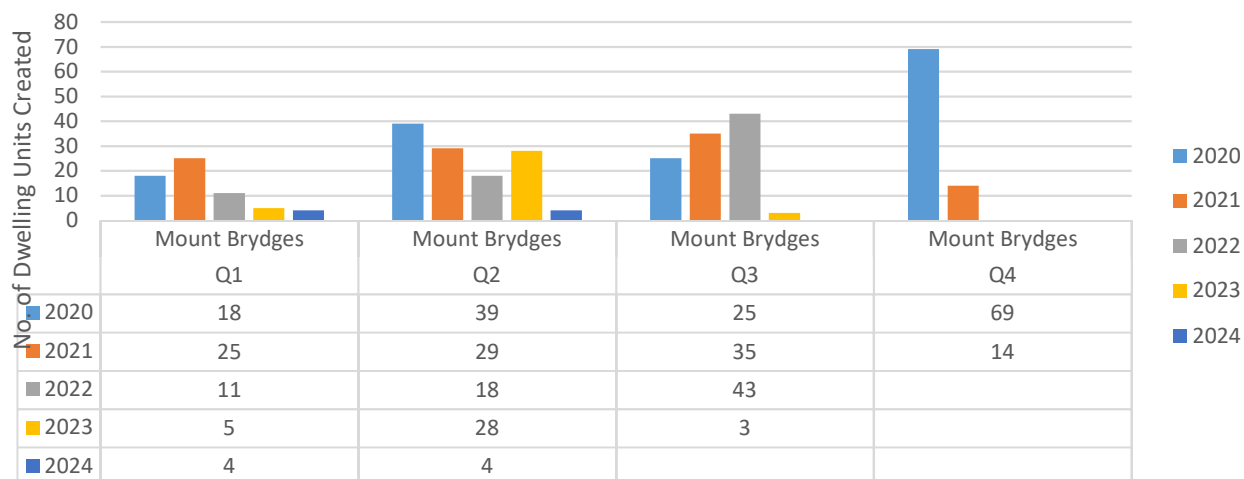
Seasonal Farm Worker Dwelling (Units Created)

Quarter	Year				
	2020	2021	2022	2023	2024
Q1	0	0	0	0	0
Q2	0	0	0	0	2
Q3	0	0	0	0	
Q4	0	0	0	0	
Grand Total	0	0	0	0	2

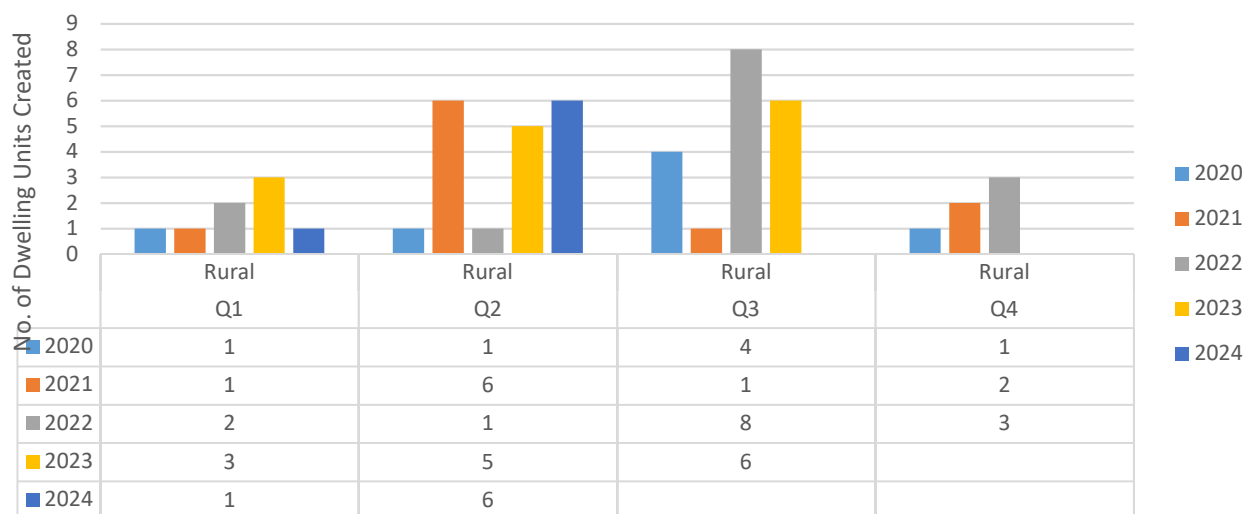
NUMBER OF DWELLING UNITS CREATED BY LOCATION

Dwelling Units Created by Location	Year				
	2020	2021	2022	2023	2024
Q1	40	46	23	9	21
Mount Brydges	18	25	11	5	4
Rural	1	1	2	3	1
Strathroy	21	20	10	1	16
Q2	74	64	36	46	73
Mount Brydges	39	29	18	28	4
Rural	1	6	1	5	6
Strathroy	34	29	17	13	63
Q3	67	49	59	29	
Mount Brydges	25	35	43	3	
Rural	4	1	8	6	
Strathroy	38	13	8	20	
Q4	110	25	8	9	
Mount Brydges	69	14	0	0	
Rural	1	2	3	0	
Strathroy	40	9	5	9	
Grand Total	291	184	126	93	94

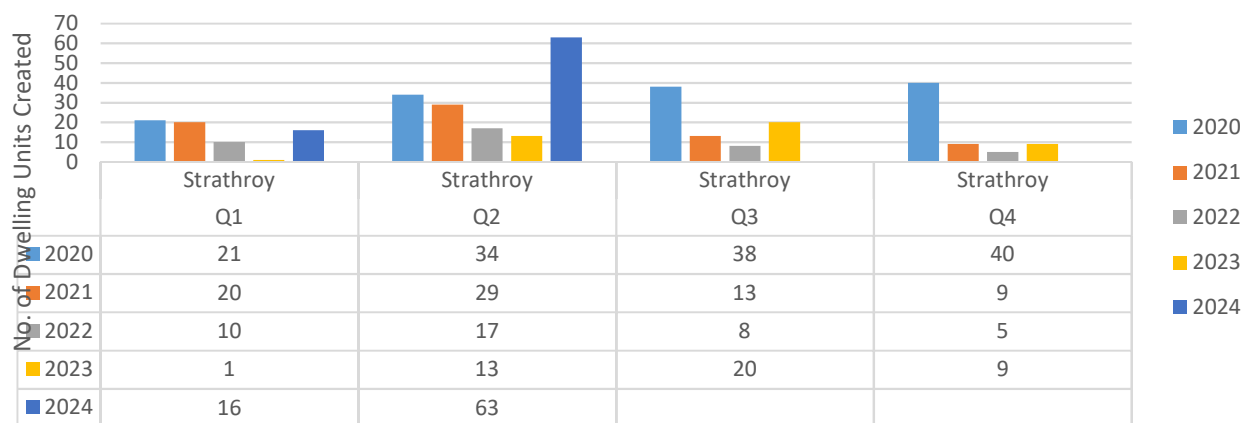
Mount Brydges Dwelling Units Created



Rural Dwelling Units Created



Strathroy Dwelling Units Created



ISSUED BUILDING PERMITS BY QUARTER/WORK TYPE

Quarter/ Work Type	Year				
	2020	2021	2022	2023	2024
Q1	72	106	77	70	53
Agricultural Buildings	1	6	5	3	1
Demo		3	4	4	4
Garage / Shed / Deck	10	15	5	8	6
Institutional Buildings		2	2	1	1
Plumbing / Servicing	5	2	6	1	7
Residential Additions / Reno	8	15	10	23	12
Septic	1			3	3
Signs	1	1		3	2
Swimming Pools	3	9	17	6	1
Townhouse	0	0	0	0	2
Single Detached Dwelling	40	43	22	5	4
Two Dwelling Unit Residential		1		1	2
Additional Residential Unit		1	1	2	2
Other New Residential Dwelling					1
Commercial	3	5	3	6	3
Industrial		3	2	4	2
Q2	118	158	138	94	108
Agricultural Buildings	3	6	6	6	3
Demo	2	4		5	6
Garage / Shed / Deck	15	25	32	19	20
Institutional Buildings		4	2	2	2
Plumbing / Servicing	2	7	9	4	5
Residential Additions / Reno	7	9	14	15	20
Septic	3	4	6	2	4
Signs	1	3	4	3	2
Swimming Pools	25	28	21	9	9
Townhouse	5			4	6
Single Detached Dwelling	50	64	36	12	12
Two Dwelling Unit Residential	1			2	1
Multi-Unit Residential (3+ Units)					1
Additional Residential Unit	1			6	6
Other New Residential Dwelling					2
Commercial	3	2	6	1	5
Industrial		2	2	4	
Other					2
Seasonal Farm Worker Dwelling					2

Q3	174	94	103	81	
Agricultural Buildings	6	2	3	1	
Demo	3	5	2	4	
Garage / Shed / Deck	50	22	25	17	
Institutional Buildings	1	2	2	3	
Plumbing / Servicing	8	3	9	6	
Residential Additions / Reno	14	11	15	7	
Septic	3	2	4	4	
Signs	2			2	
Swimming Pools	21	10	13	6	
Townhouse		4		2	
Single Detached Dwelling	57	30	19	14	
Two Dwelling Unit Residential	1				
Multi-Unit Residential (3+ Units)	1		1		
Additional Residential Unit		1	2	4	
Other New Residential Dwelling			1		
Commercial	4	2	4	9	
Industrial	3		3	1	
Other				1	
Q4	126	88	48	52	
Agricultural Buildings	3	8	5	3	
Demo	4	2		1	
Garage / Shed / Deck	14	19	4	15	
Institutional Buildings	3	1	2	2	
Plumbing / Servicing	5	1	4	2	
Residential Additions / Reno	10	10	16	6	
Septic		2	2	4	
Signs				3	
Swimming Pools	3	8	3	1	
Townhouse	6				
Single Detached Dwelling	71	23	5	2	
Two Dwelling Unit Residential	1		1		
Additional Residential Unit		2	1	7	
Other New Residential Dwelling	1				
Commercial	5	9	4	4	
Industrial		3	1	2	
Grand Total	490	446	366	297	161

NUMBER OF INSPECTIONS CONDUCTED

Quarter	Year				
	2020	2021	2022	2023	2024
Q1		655	375	302	445
Q2		914	628	652	794
Q3		483	465	564	
Q4		438	195	666	
Grand Total		2490	1663	2184	1239