

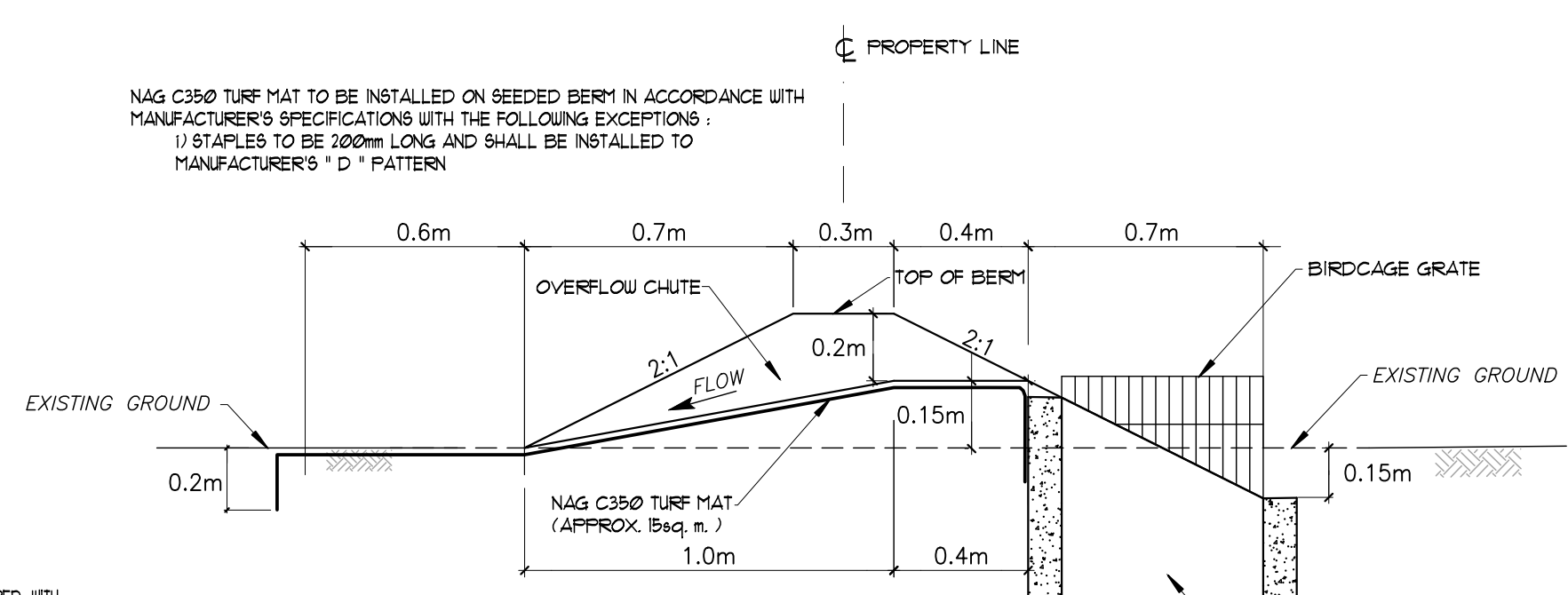
PLAN SCALE 1:5,000

MAIN DRAIN PROFILE  
SCALE: HOR: 1:5,000  
VERT: 1:50

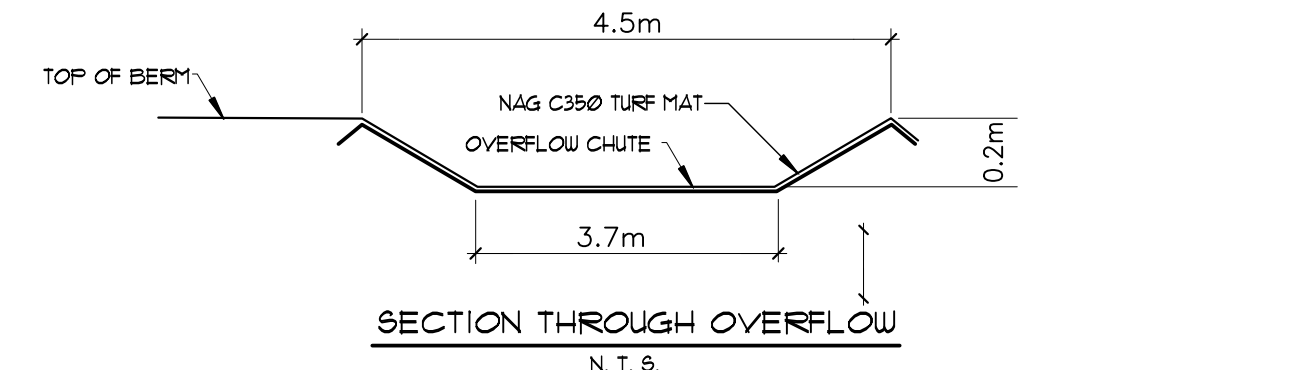
BR G PROFILE  
SCALE: HOR: 1:5,000  
VERT: 1:50

GENERAL NOTES

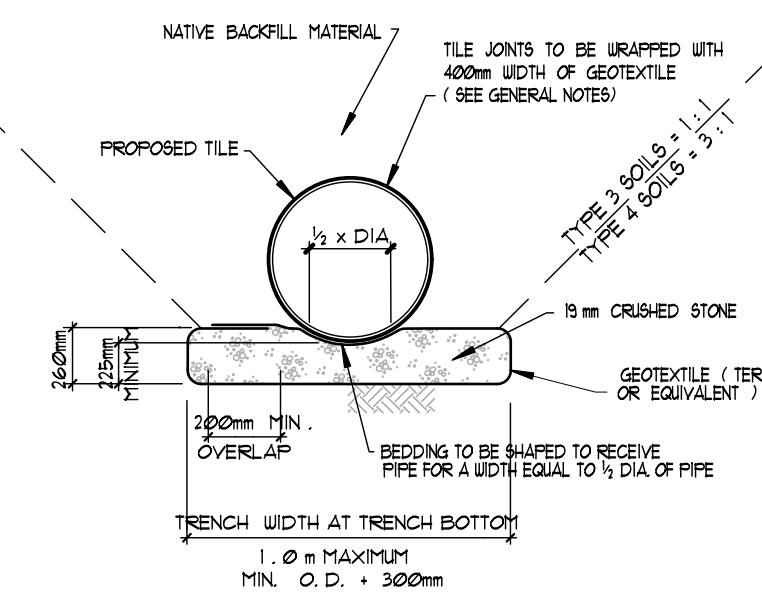
- 1) OUR SPECIFICATIONS DATED JANUARY 2020 APPLY TO THIS PROJECT.
- 2) THE WORKING WIDTH AVAILABLE TO THE CONTRACTOR TO CONSTRUCT THE NEW DRAINS SHALL CONSIST OF THOSE LANDS IMMEDIATELY ADJACENT TO THE DRAIN AND CONNECTIONS AND SHALL NOT EXCEED THE FOLLOWING AVERAGE WIDTHS:  
CLOSED PORTIONS - 20 meters  
THE WORKING WIDTH FOR PURPOSES OF FUTURE MAINTENANCE SHALL BE THE SAME AS ABOVE EXCEPT FOR CLOSED PORTIONS SHALL BE 10m.
- 3) ALL OWNERS ALONG THE COURSE OF THE DRAIN SHALL MAKE AN ACCESS ROUTE FROM THE NEAREST ROAD TO THE DRAIN LOCATION AVAILABLE TO THE CONTRACTOR THE AVERAGE WIDTH OF THIS ROUTE SHALL NOT EXCEED 8 METERS. THE ACCESS ROUTE SHALL ALSO APPLY FOR FUTURE MAINTENANCE PURPOSES.
- 4) a) ALL UTILITIES TO BE LOCATED AND EXPOSED PRIOR TO CONSTRUCTION SO THAT THE NEW TILE GRADES CAN BE CONFIRMED. IF THERE IS A CONFLICT IN ELEVATION BETWEEN THE PROPOSED DRAIN AND THE UTILITY, THE ENGINEER IS TO BE NOTIFIED IMMEDIATELY.  
b) CONTRACTOR TO NOTIFY ALL UTILITIES 24 HOURS PRIOR TO HIS SCHEDULED TIME FOR STARTING THE ABOVE WORK.  
c) THE COST FOR THIS WORK SHALL BE INCLUDED IN THE ITEM ON THE EXTENT OF WORK AND NO EXTRA PAYMENT SHALL BE MADE TO THE CONTRACTOR EXCEPT IF ROAD RESTORATION IS REQUIRED.
- 5) ALL TREES, SCRUB, BRUSH, ETC. TO BE CLEARED AND GRUBBED IN ACCORDANCE WITH 'SECTION B.3 AND C.4' SPECIFICATIONS.
- 6) RIP-RAP TO BE SUPPLIED AND INSTALLED IN ACCORDANCE WITH 'SECTION A.12' IN THE SPECIFICATIONS.
- 7) TURF REINFORCEMENT MAT SHALL BE "NORTH AMERICAN GREEN C 350" OR APPROVED EQUAL. MAT SHALL BE INSTALLED ON SEEDED BANK IN ACCORDANCE WITH MANUFACTURER'S SPECIFICATIONS WITH THE FOLLOWING EXCEPTIONS:  
a) STAPLES TO BE 200mm LONG AND SHALL BE INSTALLED TO MANUFACTURER'S "D" PATTERN  
b) MAT TO BE KEPT 300mm BELOW DITCH BOTTOM 200mm INTO BANK SLOPE AT UPSTREAM LIMIT AND SHALL BE STAPLED 200mm BELOW TOE OF BANK.
- 8) CONTRACTOR TO ARRANGE A PRE-CONSTRUCTION MEETING WITH THE ENGINEER, DRAINAGE SUPERINTENDENT, AND THE AFFECTED OWNERS. ALL PARTIES SHALL RECEIVE 48 HOURS NOTICE TO THE MEETING.
- 9) ALL CONCRETE AND PLASTIC TILE AND PIPE TO CONFORM TO 'SECTION C.1' IN THE SPECIFICATIONS.  
a) SEWER PIPE TO BE CONCRETE, H.D.P.E. PLASTIC 320 MPA (BELL & SPIGOT WITH RUBBER GASKETS, CONFORMING TO C.S.A. 1026-08), PVC ULTRA RIB OR PVC SDR 35  
b) CONCRETE TILE SHALL BE HEAVY DUTY, UNLESS SPECIFIED AS 2000 D OR 2400 D ON PROFILE.
- 10) ALL CATCHBASINS SHALL BE SUPPLIED AND INSTALLED IN ACCORDANCE WITH 'SECTION C.16' IN THE SPECIFICATIONS, EXCEPT AS FOLLOWS:  
a) ALL CATCHBASIN LEADS TO BE CONNECTED TO NEW TILE DRAIN WITH PRE-FABRICATED "WYE"
- 11) NEW TILE DRAINS TO BE LOCATED AS FOLLOWS:  
MAIN DRAIN  
a) STA. 0+023 to STA. 0+350 - EAST OF EXIST. TILE - EXACT LOCATION TO BE DETERMINED AT TIME OF CONSTRUCTION BY ENGINEER  
b) STA. 0+350 to STA. 0+682 - IMMEDIATELY EAST OF EXISTING TILE  
BRANCH "G"  
a) STA. 0+000 to STA. 0+15 - IMMEDIATELY NORTH OF EXISTING TILE
- 12) a) INSTALLATION OF CONCRETE TILE AND TRENCH WIDTHS SHALL BE IN ACCORDANCE WITH DETAIL "C" & "SECTION C - TILE DRAIN" IN THE SPECIFICATIONS.  
b) ALL SEWER PIPE TO BE INSTALLED IN ACCORDANCE WITH DETAIL "A"  
c) ALL CONCRETE TILE AND TILE-PIPE JOINTS TO BE WRAPPED WITH GEOTEXTILE IN ACCORDANCE WITH 'SECTION C.2' IN THE SPECIFICATIONS.  
d) NO CONSTRUCTION EQUIPMENT OR FARM MACHINERY SHALL CROSS OVER THE MOUNDING BACKFILLED TILE TRENCHES UNTIL SUFFICIENT SETTLEMENT HAS OCCURRED.  
e) STRIP AND STOCKPILE TOPSOIL FROM CONSTRUCTION AREA (4 metre width) EXCEPT LANEWAYS & ROADS. EXCESS SPOIL TO BE LEVELLED AND TOPSOIL RELEVELLED OVER SPOIL, MOUNDING TRENCH AND REMAINING CONSTRUCTION AREA.
- 13) a) IT SHALL BE NOTED THAT AREAS OF POOR SOIL CONDITION WILL BE ENCOUNTERED ALONG THE COURSE OF THE DRAIN. IF SUCH CONDITIONS ARE ENCOUNTERED AND IF THE TRENCH WALLS AND/OR TRENCH BOTTOM AND/OR TRENCH BOTTOM BECOME UNSTABLE, THEN THE CONTRACTOR SHALL IMMEDIATELY CONTACT THE DRAINAGE SUPERINTENDENT OR ENGINEER.  
b) IF SO ORDERED BY THE DRAINAGE SUPERINTENDENT OR ENGINEER, THE CONTRACTOR SHALL INSTALL THE TILE OR PIPE ON A BEDDING OF 10mm (3/8") CRUSHED STONE THROUGH THE AREA OF UNSTABLE TRENCH. THE CRUSHED STONE SHALL BE COMPLETELY WRAPPED IN GEOTEXTILE SUCH AS "TERRAFIX 360 R" OR APPROVED EQUAL. (SEE DETAIL "B") THE LIMITS OF THIS WORK SHALL BE DETERMINED BY THE DRAINAGE SUPERINTENDENT OR ENGINEER.  
c) PAYMENT FOR THIS WORK SHALL BE IN ACCORDANCE WITH THE CONTINGENCY AMOUNTS SHOWN IN THE "FORM OF TENDER".
- 14) a) IF IT BECOMES IMPRACTICAL TO INSTALL THE NEW TILE IN THE EXISTING TILE LOCATION DUE TO EXISTING TILE ALIGNMENT AND/OR TOO MUCH WATER FLOWING THROUGH THE TILE, THEN THE CONTRACTOR SHALL IMMEDIATELY NOTIFY THE ENGINEER AND/OR THE DRAINAGE SUPERINTENDENT.  
b) IF SO ORDERED BY THE ENGINEER AND/OR DRAINAGE SUPERINTENDENT THEN THE CONTRACTOR SHALL INSTALL THE NEW TILE IMMEDIATELY ADJACENT TO THE EXISTING TILE. AFTER CONSTRUCTION IS COMPLETED THE EXISTING TILE SHALL BE DESTROYED WITH A RUBBER TIRE BACKHOE. TILE CONNECTIONS INTO THE EXISTING TILE SHALL BE CONNECTED TO THE NEW TILE.
- 15) a) THE CONTRACTOR SHALL ENSURE THAT ALL TRIBUTARY DRAINS ARE CONNECTED DURING TIME OF CONSTRUCTION. ANY MISSED TILE CONNECTIONS THAT ARE FOUND DURING THE WARRANTY PERIOD OF THE CONTRACT SHALL BE COMPLETED BY THE CONTRACTOR AND SHALL BE PAID THE AMOUNT SET OUT ON PAGE 2 OF THE "FORM OF TENDER". NO ADDITIONAL PAYMENT FOR MOBILIZATION WILL BE ALLOWED. THE CONTRACTOR IS NOT RESPONSIBLE FOR COMPLETING MISSED TILE CONNECTIONS THAT ARE FOUND AFTER THE WARRANTY PERIOD FOR THE CONTRACT HAS EXPIRED.  
b) ALL TILE CONNECTIONS TO BE MADE WITH CORING MACHINE AND PLASTIC ADAPTOR OR PREFABRICATED FITTINGS.  
c) THE CONTRACTOR SHALL SUPPLY THE ENGINEER WITH A LIST SHOWING STATIONS OF ALL TILE CONNECTIONS UPON COMPLETION OF CONSTRUCTION.
- 16) SILT FENCE TO BE PLACED ACROSS DITCH BOTTOM AT STA. 0+020 DURING CONSTRUCTION TO PREVENT SILT FROM FLUSHING DOWNSTREAM, AND ARE TO BE MAINTAINED AS NECESSARY DURING CONSTRUCTION. SILT FENCE AND SILT TO BE REMOVED AND DISPOSED OF AFTER CONSTRUCTION.



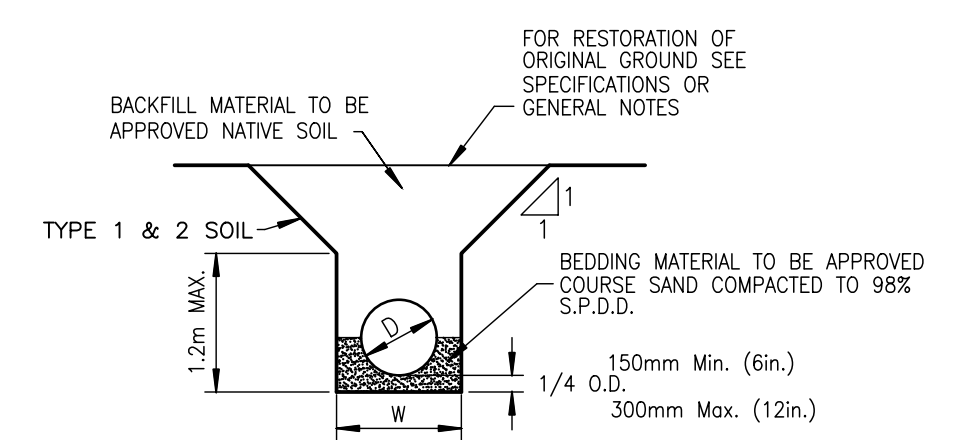
SECTION THROUGH BERM  
N.T.S.



SECTION THROUGH OVERFLOW  
N.T.S.



CRUSHED STONE BEDDING DETAIL  
CONCRETE FIELD TILE  
DETAIL "C"  
N.T.S.




DETAIL "A"  
N.T.S.

FUNK SOUTH DRAIN 2023

Municipality of STRATHROY-CARADOC  
URBAN OPPORTUNITY - RURAL HOSPITALITY

Municipal Contact <b>STEVE MORRIS</b> 519-245-1105 EXT. 248	No.	REVISIONS	DATE
---	-----	-----------	------

Drawn By: ak	Field Book	JOB No.	Drawing No.
Date: JULY 6, 2023	GFS	222170	1 of 1



PLAN, PROFILES & DETAIL  
**SPRIET ASSOCIATES**  
LONDON LIMITED  
CONSULTING ENGINEERS  
155 YORK STREET - LONDON (519) 672-4100 - NEA 148